

DP-2100NI-SN/N Series

NVR



Introduction:

DP-2100NI-SN/N series NVR (Network Video Recorder) is a new generation recorder developed by Dunlop independently. Combined with multiple advanced technologies, such as audio and video decoding technology, embedded system technology, storage technology, network technology and intelligent technology. It can both work alone as a recorder and cooperate with other device to form a comprehensive surveillance system.

The DP-2100NI-SN/N series NVR are widely applied in the areas of finance, public security, military, communication, transportation, education, etc..

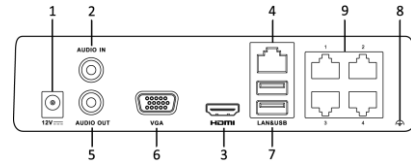
Available Models:

DP-2104NI-SN/N, DP-2108NI-SN/N and DP-2116NI-SN/N.

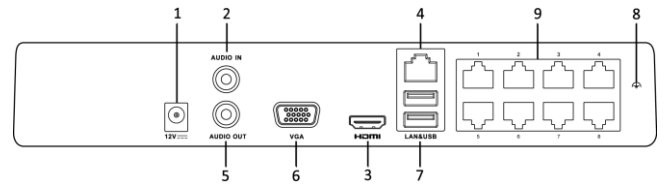
Main Features:

- Connectable to the third-party network cameras like AXIS, ONVIF, PANASONIC, PSIA, SAMSUNG and SANYO.
- Up to 16 network cameras can be connected.
- Support live view, storage, and playback of the connected camera with up to the resolution of 2 megapixels.
- Simultaneous HDMI and VGA outputs at up to 1920×1080 resolution.
- New GUI and support starting record with one key;
- Holiday recording;
- Realize instant playback for assigned channel during multi-channel display mode.
- Up to 8-ch synchronous playback at 4CIF resolution.
- Customization of tags, searching, and playing back by tags.
- Locking and unlocking record files.
- Support HDD quota mode; different capacity can be assigned to different channel.
- 1 SATA hard disk can be connected.
- For DP-2104&2108NI-SN/N, 1 self-adaptive 10M/100M network interface is provided, and for DP-2116NI-SN/N, 1 self-adaptive 10M/100M/1000M network interface is provided.
- Up to 8 10/100 Mbps built-in switch network interfaces are provided;
- Support Dunlop DDNS (Dynamic Domain Name System);
- Support network detection, including network delay, packet loss, etc.

Physical Interfaces:



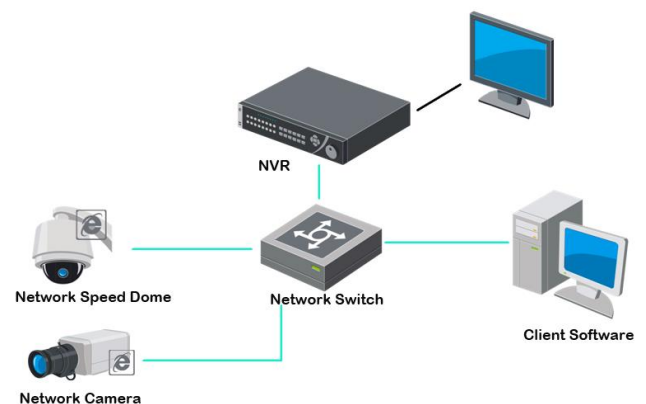
DS-2104NI-SN/N



DP-2108&2116NI-SN/N

Index	Name
1	Power Supply
2	Audio In
3	HDMI Interface
4	LAN Network Interface
5	Audio Out
6	VGA Interface
7	USB Interface
8	Ground
9	Built-in Switch Ethernet Interface

Typical Application:



— UTP — SVV

Specifications:

Model		DP-2104NI-SN/N	DP-7208NI-SN/N	DP-2116NI-SN/N
Video/Audio input	IP video input	4-ch	8-ch	16-ch
	Two-way audio input	1-ch, RCA (2.0 Vp-p, 1 kΩ)		
Network	Incoming bandwidth	25 Mbps	50 Mbps	100 Mbps
	Outgoing bandwidth	40 Mbps		
	Remote connection	128		
Video/Audio output	HDMI/VGA output	1-ch, resolution: 1920 × 1080p/60Hz, 1600 × 1200/60Hz, 1280 × 1024/60Hz, 1280 × 720/60Hz, 1024 × 768/60Hz		
	Audio output	1-ch, RCA (Linear, 1 kΩ)		
Decoding	Live view/Playback resolution	1080p/UXGA/720p/VGA/4CIF/DCIF/2CIF/CIF/QCIF		
	Capability	4-ch@720p, 2-ch@1080p		
Hard disk	SATA	1 SATA interface for 1 HDD		
	Capacity	Up to 4TB for each disk		
External interface	Network interface	1 RJ-45 10/100 Mbps self-adaptive Ethernet interface		1 RJ-45 10/100/1000 Mbps self-adaptive Ethernet interface
		4 independent 10/100 Mbps built-in switch Ethernet interfaces	8 independent 10/100 Mbps built-in switch Ethernet interfaces	
	USB interface	2 × USB 2.0		
General	Power supply	12 VDC		
	Consumption (without hard disk)	≤ 6 W	≤ 10 W	≤ 15 W
	Working temperature	-10℃ to +55℃ (+14°F to +131°F)		
	Working humidity	10% to 90%		
	Chassis	1U chassis		
	Dimensions (W × D × H)	255 × 205 × 45 mm (8.1 × 8.1 × 1.8 inch)	285 × 210 × 45 mm (11.2 × 8.3 × 1.8 inch)	
	Weight	≤ 1 kg (without hard disk)		

Note:

The formula to calculate the incoming bandwidth and the IP camera connected is: $A = B/(C+D)$.

A refers to the number of IP camera you connected.

B refers to the value of the incoming bandwidth.

C refers to the bitrate value of the main stream of the connected IP camera.

And D refers to the bitrate value of the sub-stream of the connected IP camera.

Example: The incoming bandwidth of DP-2108NI-SN NVR is 50Mbps and the IP camera to connect is with resolution of 1080P (1920*1080) / 25 (30) fps. The bitrate for the main stream and sub-stream of the IP camera is set as 6Mbps and 1Mbps respectively.

In this example, B=50Mbps, C=6Mbps, D=1Mbps and $A = B/(C+D) = 50 / (6+1) \approx 7$. So the number of IP cameras can be connected with is 7.